

PfizerGate: Oficiální vládní zprávy dokazují, že kvůli očkování proti COVID-19 umírají každý týden stovky tisíc lidí

globalresearch.ca/pfizergate-official-government-reports-prove-hundreds-thousands-people-dying-every-single-week-due-covid-19-vaccination/5790262

September 17, 2022

Všechny články Global Research lze číst v 51 jazycích aktivací rozbalovací nabídky „Přeložit webové stránky“ v horním banneru naší domovské stránky (verze pro stolní počítače).



Chcete-li dostávat denní zpravodaj Global Research (vybrané články), [klikněte sem](#) .

Sledujte nás na [Instagramu](#) a [Twitteru](#) a přihlaste se k odběru našeho [telegramového kanálu](#) . Neváhejte znovu zveřejňovat a sdílet články o globálním výzkumu.

Poprvé publikováno 16. srpna 2022

Dostali jste pokyn, abyste zůstali doma, abyste chránili systém zdravotní péče. Ale zatímco jste to udělali, nemocnice měly v podstatě prázdniny, a to je podloženo oficiálními údaji. Bylo vám řečeno, že odpovědí na modlitby všech bylo dostat injekci Covid-19. Ale teď, když jste to udělali, je zdravotní systém na pokraji kolapsu.

Čekací doby na sanitky jsou historicky nejvyšší. Počet tísňových volání kvůli lidem se zástavou srdce je na historickém maximu. Počet lidí, kteří umírají, je na historickém maximu, přičemž po celém světě

dochází každý týden ke stovkám tisíc nadměrných úmrtí.

A oficiální vládní zprávy bez stínu pochybností dokazují, že je to všechno díky vakcínám proti Covid-19.

Ukázka A: Systém zdravotnictví je zahlcen

Sanitkám v Anglii trvá téměř hodinu, než se dostanou k pacientům, kteří měli podezření na mrtvici nebo srdeční infarkt, což je více než trojnásobek 18minutového maximálního čekání, ukazují nejnovější údaje NHS. Když lidé zavolají na číslo 999, už si nemohou být jisti, že dostanou potřebnou pohotovostní péči.

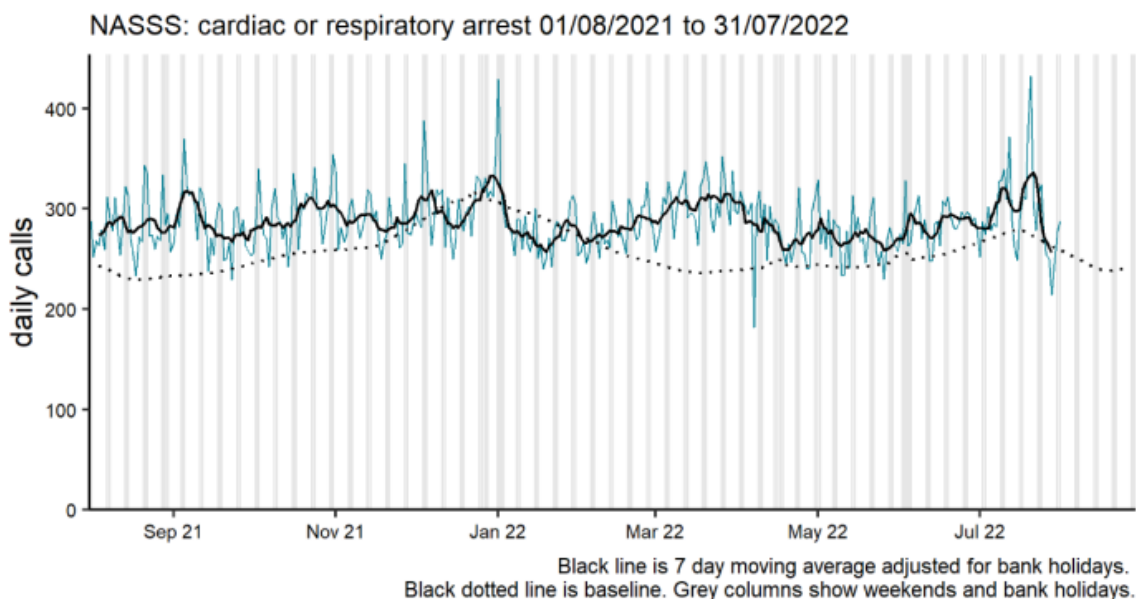
Proč?

Následující graf je převzat z bulletinu Ambulance Syndromic Surveillance System – Week 30 Agentury pro zdravotní bezpečnost Spojeného království a ukazuje denní počet 999 volání požadujících sanitku kvůli zástavě srdce v Anglii oproti očekávané frekvenci (černá tečkovaná čára).

Cardiac or respiratory arrest

Figure 4: Daily number of cardiac or respiratory arrest ambulance service calls (and 7-day moving average adjusted for bank holidays), England (a) nationally, (b) by UKHSA Region. Please note there is minimal usage of this syndromic indicator by the East Midlands ambulance Trust.

(a)



Zdroj

Denní počet hovorů je minimálně od srpna 2021 výrazně nadprůměrný.

Národní zdravotnická služba (NHS) také v reakci na žádost o svobodu informací potvrdila, že volání záchranky související s okamžitou péčí potřebnou pro invalidizující stav postihující srdce se za celý rok 2021 téměř zdvojnásobily a v roce 2021 stále dále rostou. 2022.

Dne 25. dubna 2022 zaslal Duncan Husband žádost o svobodu informací (FOI) do West Midlands Ambulance Service University NHS Foundation Trust se žádostí o informace o počtu výjezdů pro pacienty se srdečním onemocněním za rok v období od 1. ledna 2017 do současnost.

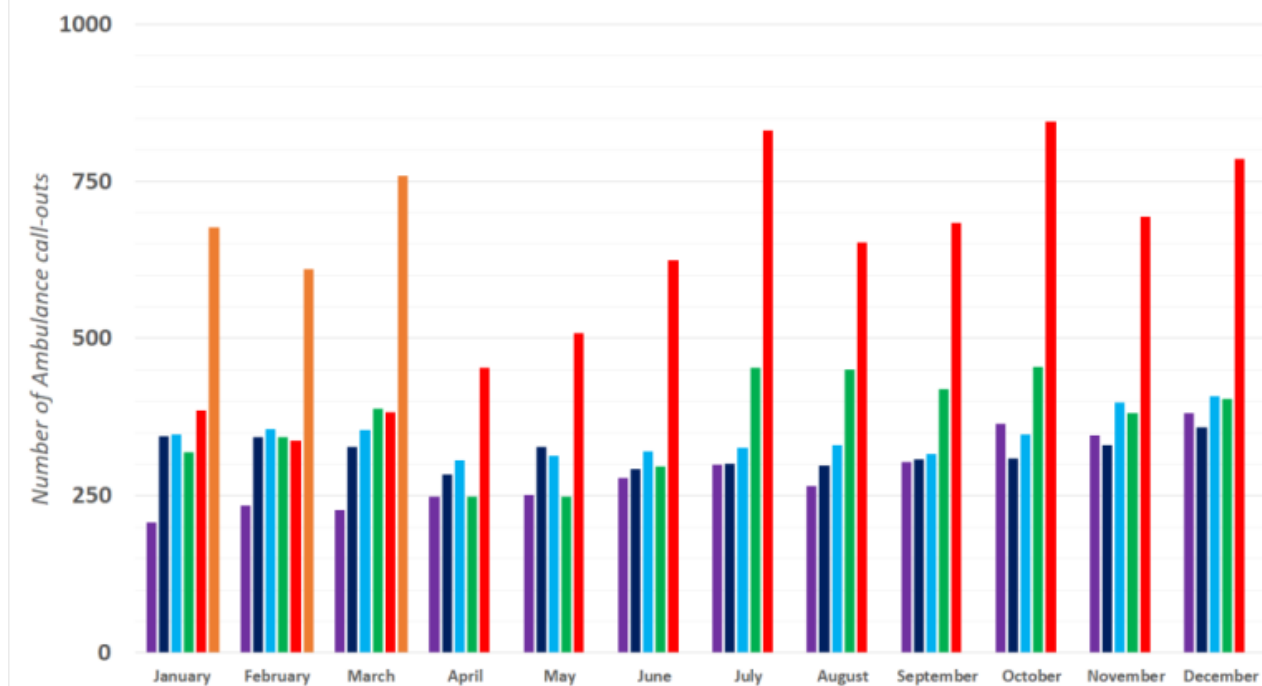
NHS odpověděla 18. května tabulkou obsahující požadované informace.

Následující graf vizualizoval data zpřístupněná v tabulce –

Number of Ambulance call-outs for conditions / illnesses relating to the Heart among people under the age of 30 by month & year

Source: NHS West Midlands Ambulance Service FOI Request

■ 2017 ■ 2018 ■ 2019 ■ 2020 ■ 2021 ■ 2022

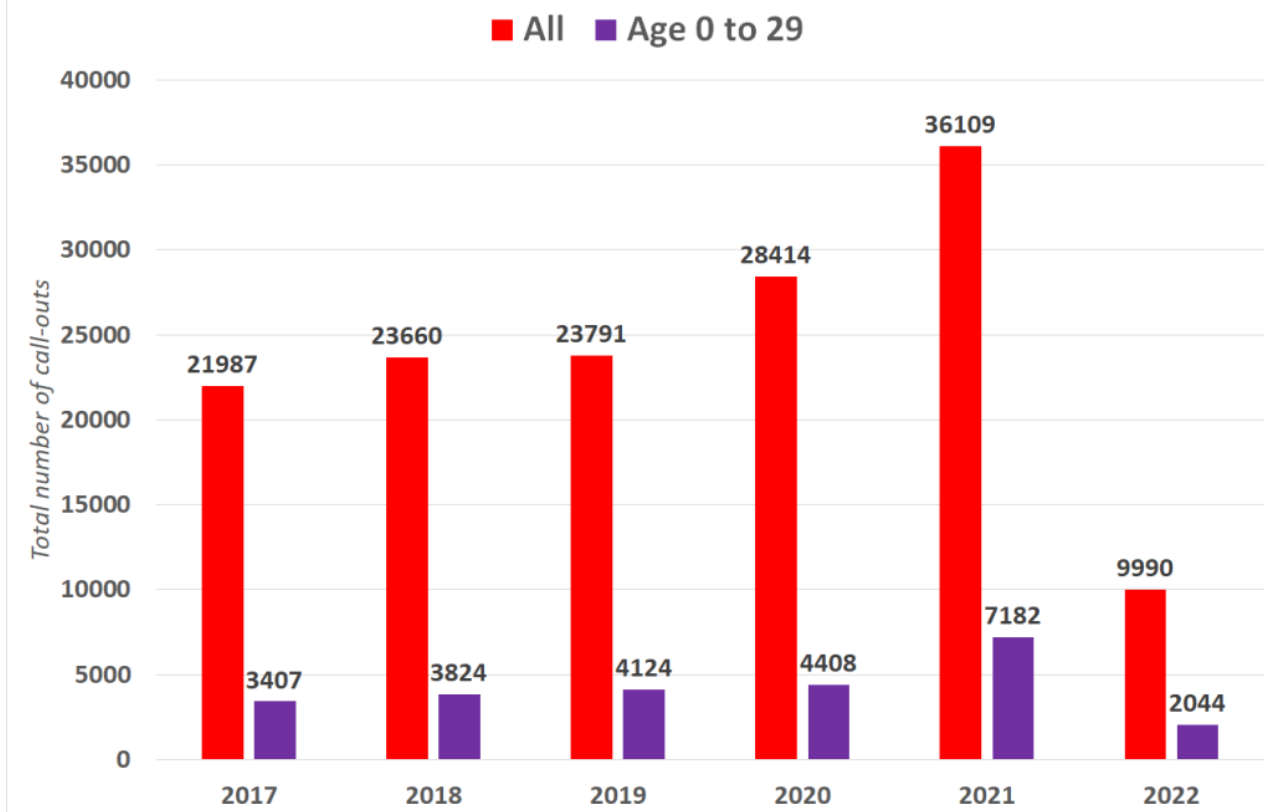


Od ledna 2021 je počet volání záchranky pro vysoké stavy celkově vyšší a meziměsíčně se zvyšuje. Až v dubnu 2021 jsme však zaznamenali výrazný nárůst mezi lidmi mladšími 30 let a od té doby opět meziměsíčně roste.

Následující graf ukazuje celkový celkový počet hovorů podle roku pro všechny a osoby ve věku od 0 do 29 let –

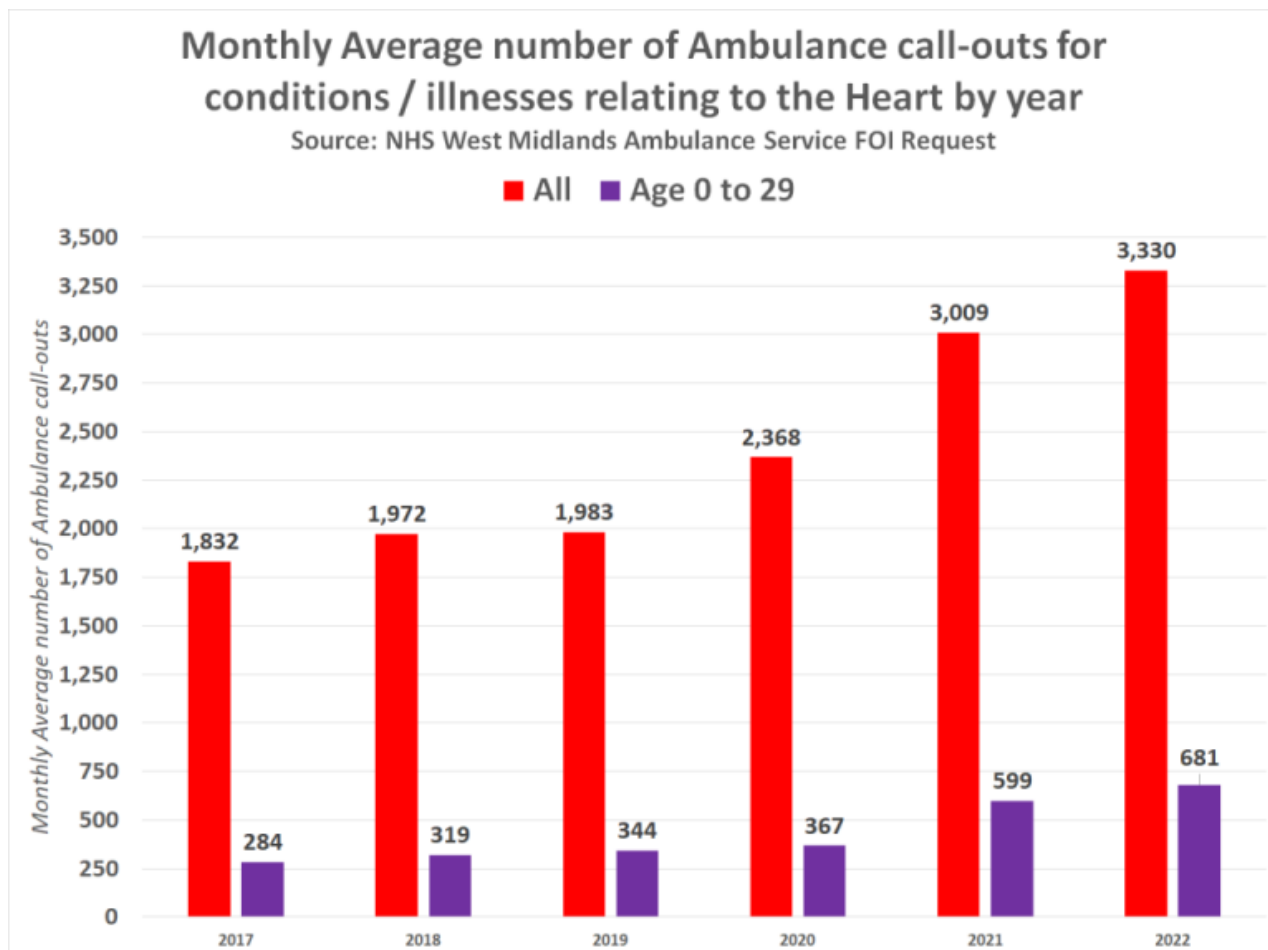
Number of Ambulance call-outs for conditions / illnesses relating to the Heart by year

Source: NHS West Midlands Ambulance Service FOI Request



Průměrný počet ročních výzev mezi lety 2017 a 2020 se rovná 24 463. To znamená, že počet call-outů se v roce 2021 zvýšil o 48 %. Průměrný počet ročních call-outů mezi 30ti lety v letech 2017 až 2020 je 3 940. To znamená, že počet hovorů se v roce 2021 zvýšil o 82 %.

Následující graf ukazuje průměrný měsíční počet výjezdů záchranky pro onemocnění týkající se srdce podle roku –



V roce 2021 došlo k výraznému nárůstu mezi všemi věkovými skupinami a bohužel se situace v prvních měsících roku 2022 ještě zhoršila.

Otázkou je, proč?

Důkaz B: Očkování proti Covid-19 může poškodit srdce, to je FAKT

Podívejme se na skutečnost, že je dnes bez jakýchkoli pochybností známo, že očkování proti Covid-19 může způsobit vážné poškození srdce. Myokarditida a perikarditida jsou jen dvě z mála nežádoucích příhod, které byly regulační orgány medicíny nuceny připustit, že k nim může dojít v důsledku očkování proti Covid-19.

Tvrdí, že je to vzácné, ale lžou. Skutečnost, že jejich ruka byla nucena přiznat, že se mohou objevit, znamená, že jsou mnohem běžnější, než by si průměrný člověk na ulici přál myslet.

Tiše zveřejněná studie provedená americkým Centrem pro kontrolu nemocí a Úřadem pro kontrolu potravin a léčiv ve skutečnosti zjistila, že riziko myokarditidy po očkování mRNA COVID je asi 133x vyšší než základní riziko v populaci.

Original Investigation

January 25, 2022

Myocarditis Cases Reported After mRNA-Based COVID-19 Vaccination in the US From December 2020 to August 2021

Matthew E. Oster, MD, MPH^{1,2,3}; David K. Shay, MD, MPH¹; John R. Su, MD, PhD, MPH¹; et al

▼ Author Affiliations | Article Information

¹US Centers for Disease Control and Prevention, Atlanta, Georgia

²School of Medicine, Emory University, Atlanta, Georgia

³Children's Healthcare of Atlanta, Atlanta, Georgia

⁴Vanderbilt University Medical Center, Nashville, Tennessee

⁵Cincinnati Children's Hospital Medical Center, Cincinnati, Ohio

⁶Boston Medical Center, Boston, Massachusetts

⁷Duke University, Durham, North Carolina

⁸US Food and Drug Administration, Silver Spring, Maryland

JAMA. 2022;327(4):331-340. doi:10.1001/jama.2021.24110

Zdroj

To znamená, že očkování proti Covid zvyšuje riziko onemocnění myokarditidou o šokujících 13 200 %.

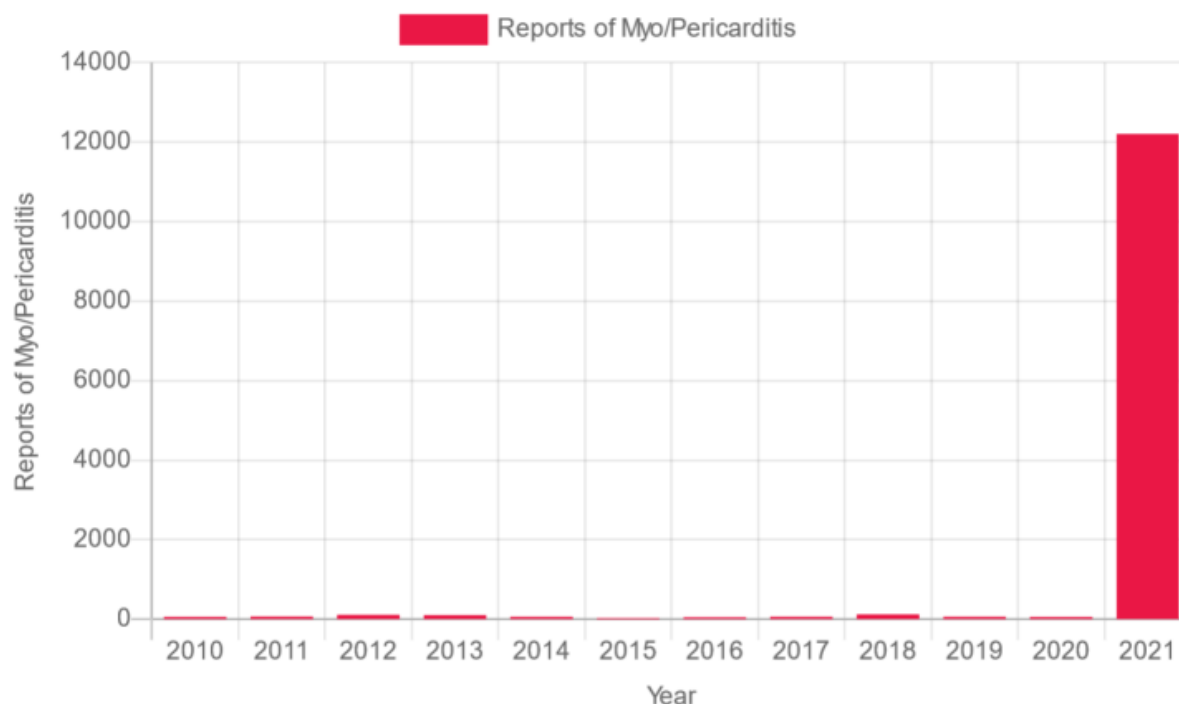
Myokarditida je stav, který způsobuje zánět srdečního svalu a snižuje schopnost srdce pumpovat krev a může způsobit rychlý nebo abnormální srdeční rytmus.

Nakonec myokarditida oslabí srdce, takže zbytek těla nedostane dostatek krve. V srdci se pak mohou tvořit sraženiny, které vedou k mrtvici nebo infarktu. Mezi další komplikace stavu patří náhlá srdeční smrt.

Mírná verze myokarditidy neexistuje, je extrémně závažná kvůli tomu, že srdeční sval není schopen regenerace. Proto, jakmile dojde k poškození, není možné přetáčet hodiny.

Následující graf ukazuje hlášení myokarditidy do systému hlášení nežádoucích příhod vakcín amerického Centra pro kontrolu nemocí podle roku –

All Myo/Pericarditis Reported to VAERS by Year (all vaccines)



Zdroj

Není divu, že počet výjezdů záchranky v Anglii v souvislosti se stavy postihujícími srdce je na historickém maximu?

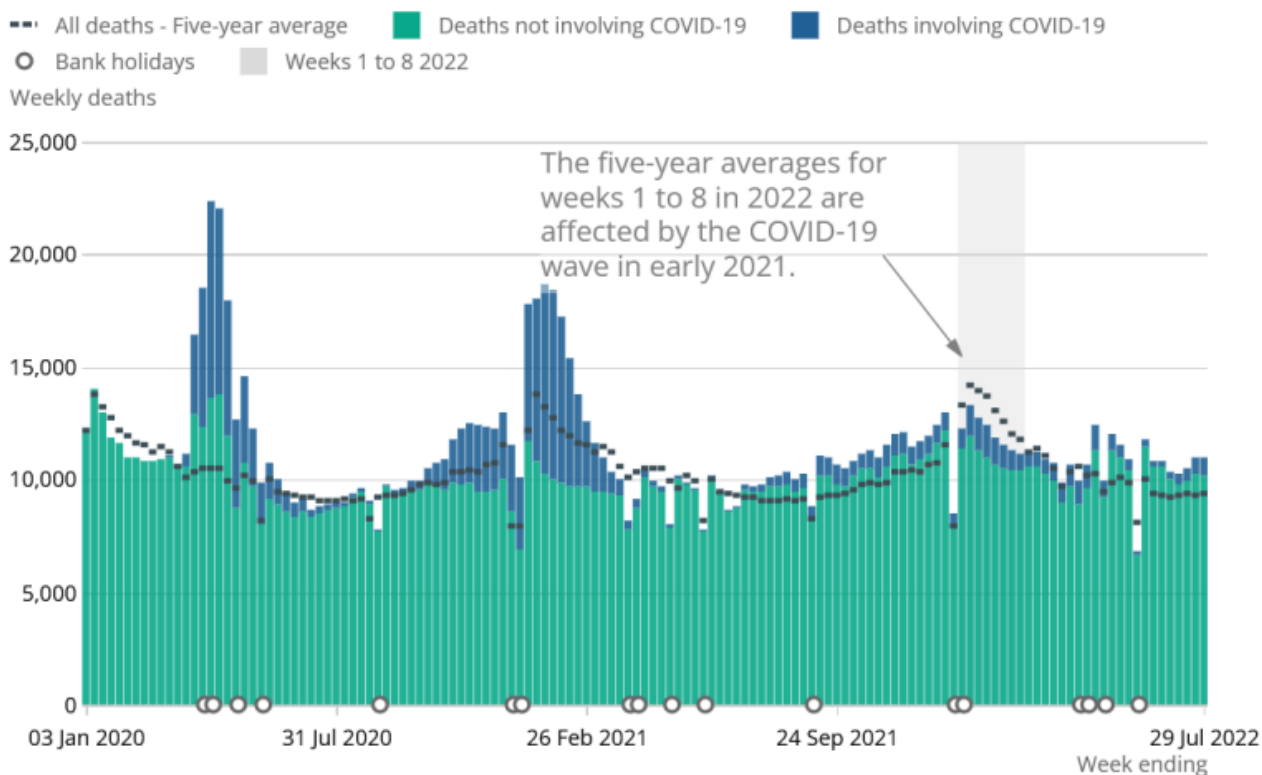
Ukázka C: Každý týden jsou zaznamenávány statisíce nadměrných úmrtí

Úřad pro národní statistiku (ONS) zveřejňuje týdenní údaje o úmrtích registrovaných v Anglii a Walesu. Nejnovější údaje ukazují úmrtí do 29. července 2022.

Následující graf, vytvořený ONS, ukazuje počet úmrtí za týden ve srovnání s pětiletým průměrem –

Figure 1: Total deaths from all causes were above the five-year average in Week 30

Number of deaths registered by week, England and Wales, 28 December 2019 to 29 July 2022



Source: Office for National Statistics – Deaths registered weekly in England and Wales

Zdroj

Jak můžete vidět z výše uvedeného, přibližně od května 2021 zaznamenaly Anglie a Wales obrovské množství nadměrných úmrtí, která nebyla připisována Covid-19 ve srovnání s pětiletým průměrem. Pak se zdá, že nadměrná úmrtnost na začátku roku 2022 klesla.

Zdání však může klamat a jediným důvodem, proč upustili, je to, že se ONS rozhodl zahrnout data z roku 2021 do 5letého průměru. O to více je znepokojivé, že od konce dubna 2022 je každý týden zaznamenáváno nadměrné úmrtí ve srovnání s pětiletým průměrem (*2016 až 2019 + 2021*).

Poslední týden ukazuje, že v Anglii a Walesu zemřelo 11 013, což se rovná 1 678 nadměrným úmrtím oproti pětiletému průměru. Pouze 810 z těchto úmrtí bylo připsáno Covid-19.

Table 1: Deaths registered in England and Wales, week ending 29 July 2022 (Week 30 2022)

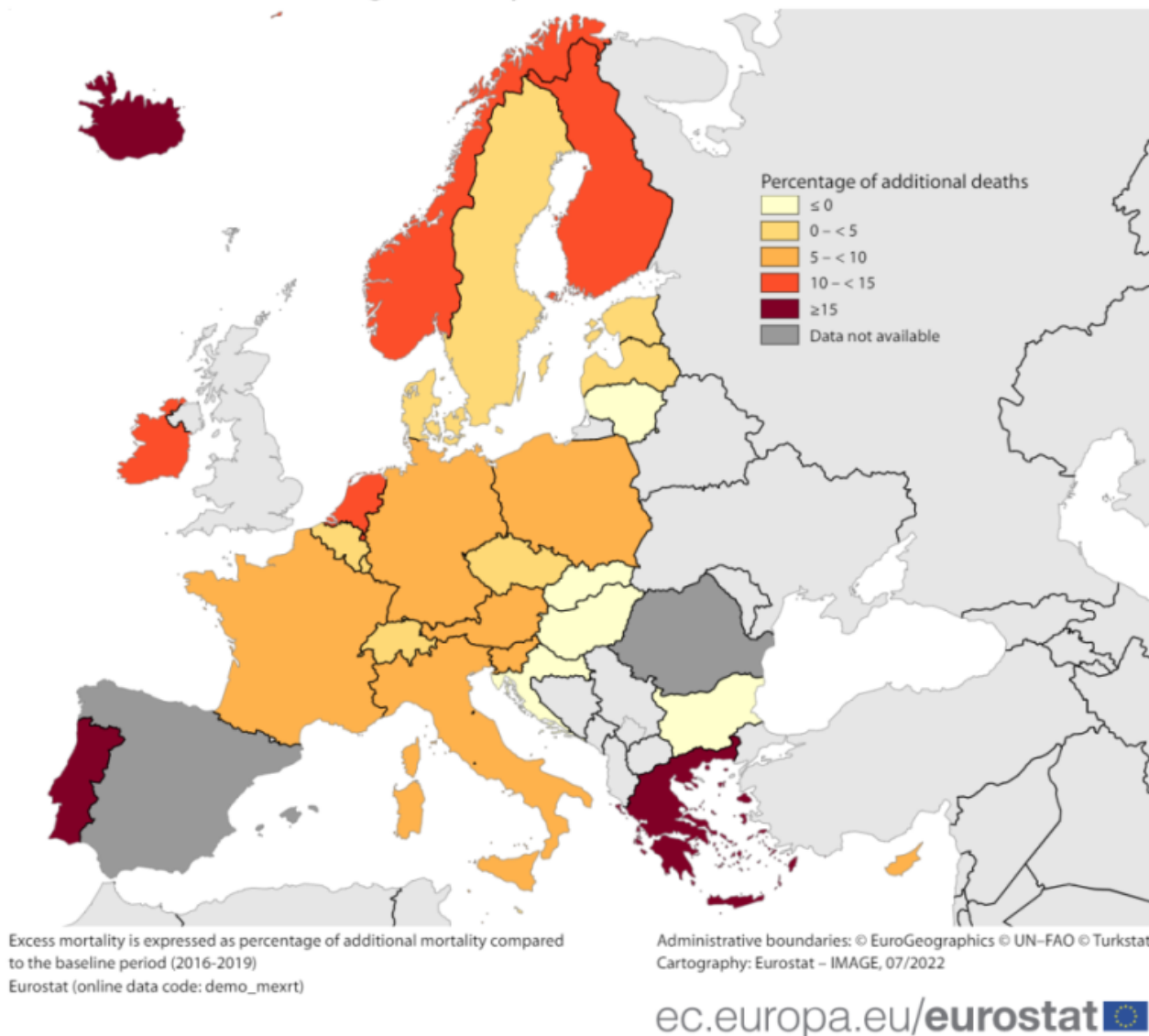
Week 30 2022	England and Wales	England	Wales
Total deaths (all causes)	11,013	10,321	660
Excess deaths	1,678	1,602	72
Percentage change compared to 5-year average (2016 to 2019 and 2021)	18.0%	18.4%	12.2%
Deaths involving COVID-19	810	745	62

Zdroj

Většina Evropy také zaznamenává značný počet nadměrných úmrtí, jak lze vidět v následujícím oficiálním grafu sestaveném Eurostatem, který ukazuje nadměrnou úmrtnost v celé Evropě v květnu 2022 –

Monthly Excess Mortality in May 2022

(% difference versus average monthly deaths in 2016-2019)



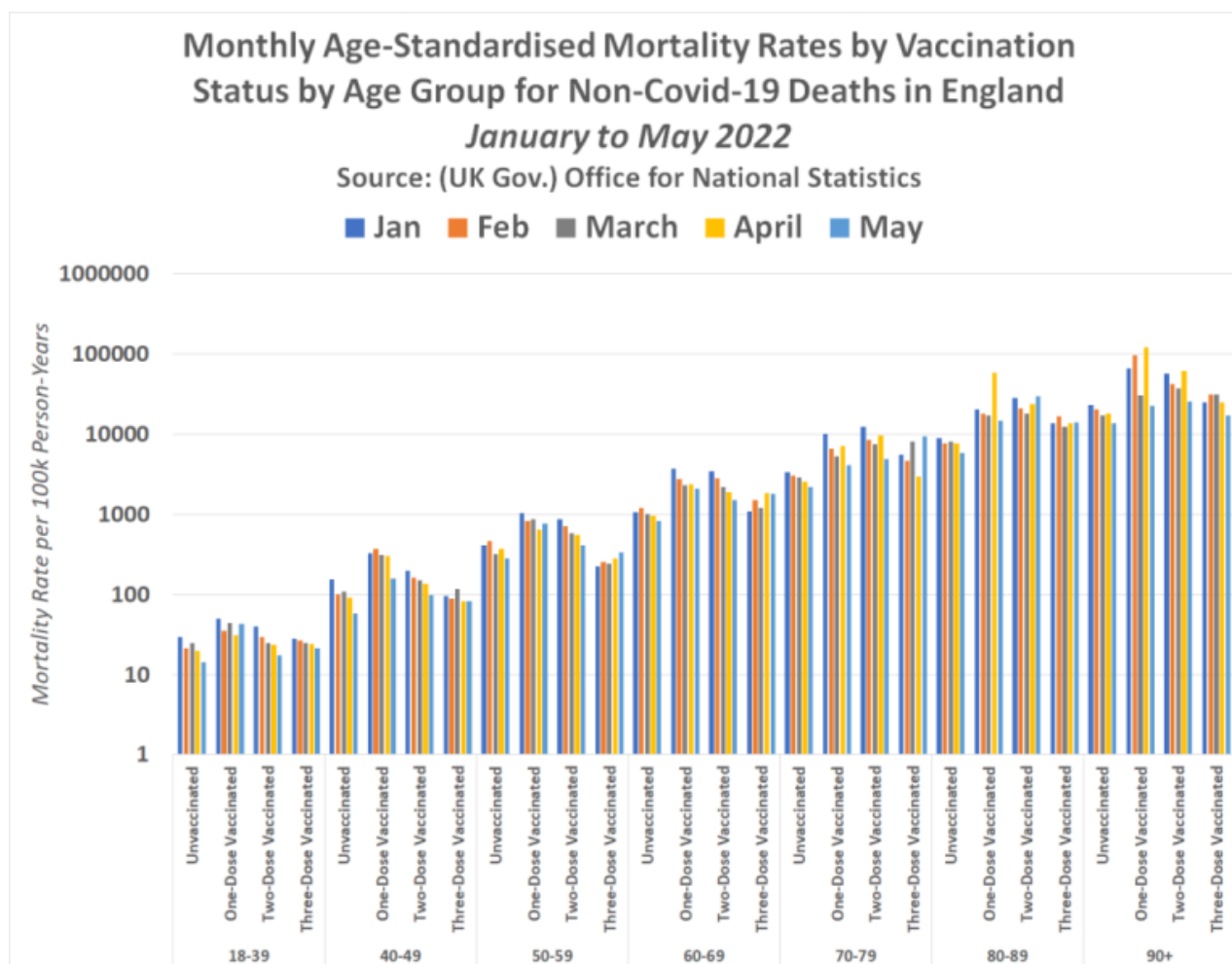
Svět zažívá mimořádně závažný problém, kdy každý týden umírají desítky až stovky tisíc lidí více, než se očekává.

Ale jak můžeme dokázat, že tato úmrtí jsou definitivně způsobena očkováním proti Covid-19? Odpověď spočívá ve srovnání věkově standardizované úmrtnosti na 100 000 očkovaných a neočkovaných.

Ukázka D: Úmrtnost je nejnižší mezi neočkovanými ve všech věkových skupinách

Následující je nezpochybnitelným důkazem, že vakcíny proti Covid-19 jsou smrtící a zabíjejí tisíce lidí.

The following charts show the monthly age-standardised mortality rates by vaccination status among each age group for Non-Covid-19 deaths in England between January and May 2022, the figures can be found in table 2 of a [recently published dataset](#) collated by the UK Government agency, the [Office for National Statistics](#) –

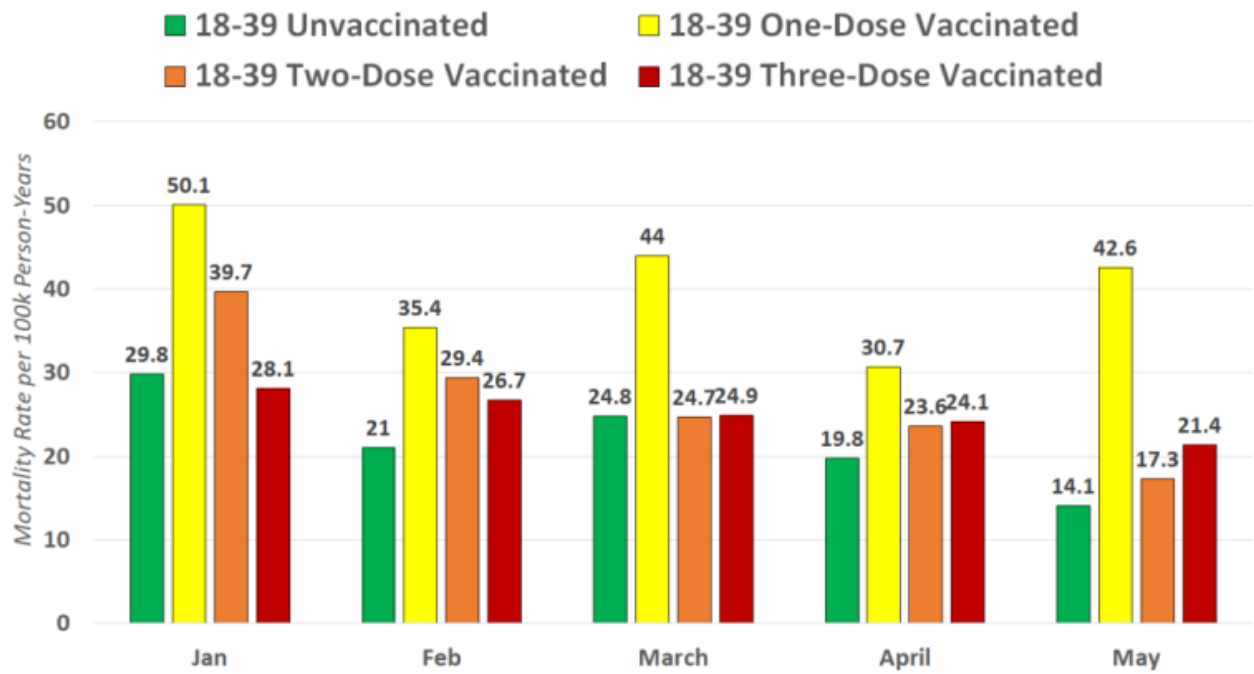


Source Data

In every single month since the beginning of 2022, partly vaccinated and double vaccinated 18-39-year-olds have been more likely to die than unvaccinated 18 to 39-year-olds. Triple vaccinated 18 to 39-year-olds however have had a mortality rate that has worsened by the month following the mass Booster campaign that occurred in the UK in December 2021.

Monthly Age-Standardised Mortality Rates by Vaccination Status among 18 to 39-year-olds for Non-Covid-19 Deaths in England January to May 2022

Source: (UK Gov.) Office for National Statistics

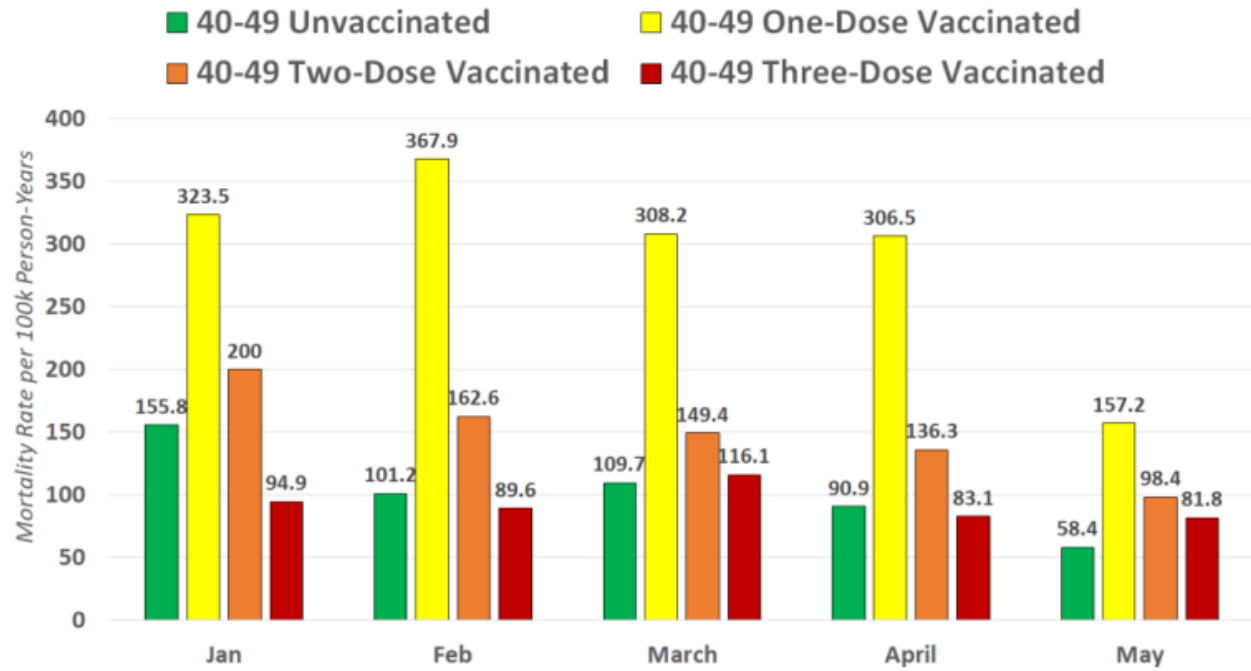


We also see a similar pattern among every single other age group.

40-49

Monthly Age-Standardised Mortality Rates by Vaccination Status among 40 to 49-year-olds for Non-Covid-19 Deaths in England January to May 2022

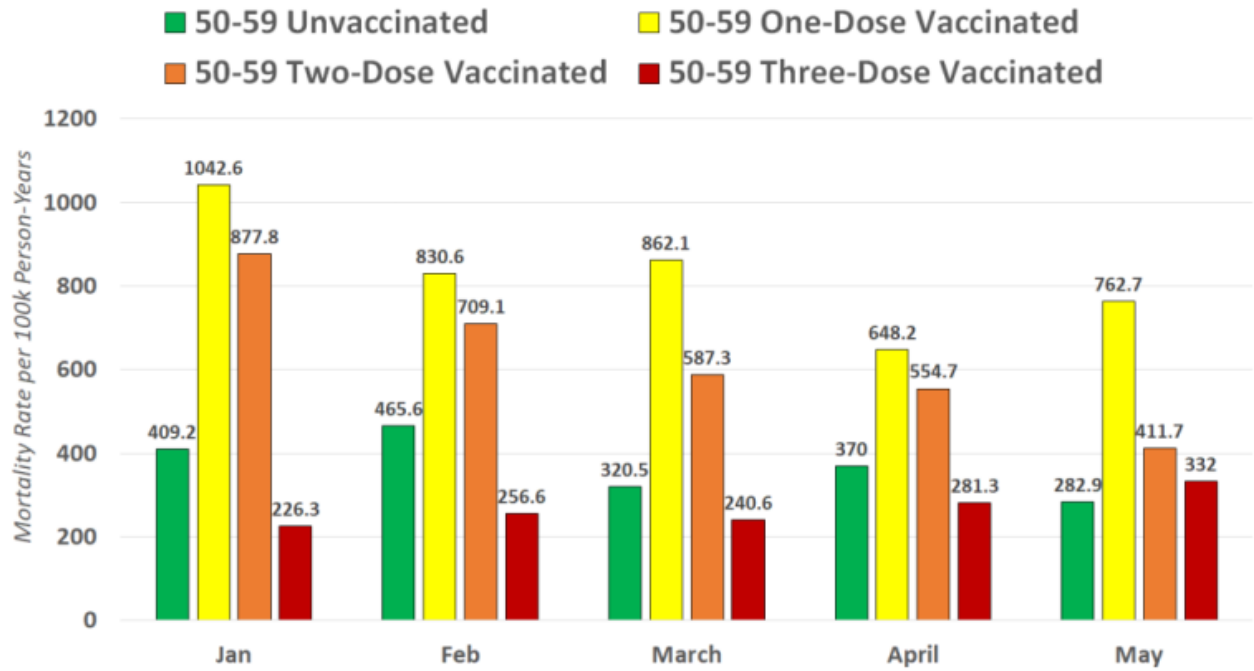
Source: (UK Gov.) Office for National Statistics



50-59

Monthly Age-Standardised Mortality Rates by Vaccination Status among 50 to 59-year-olds for Non-Covid-19 Deaths in England January to May 2022

Source: (UK Gov.) Office for National Statistics

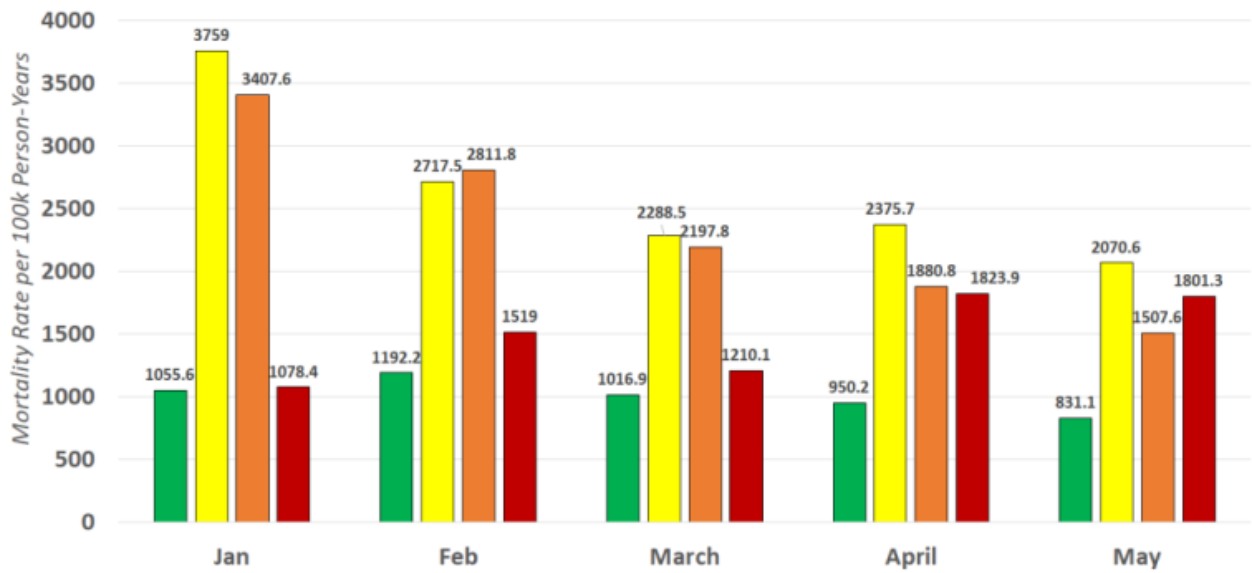


60-69

Monthly Age-Standardised Mortality Rates by Vaccination Status among 60 to 69-year-olds for Non-Covid-19 Deaths in England January to May 2022

Source: (UK Gov.) Office for National Statistics

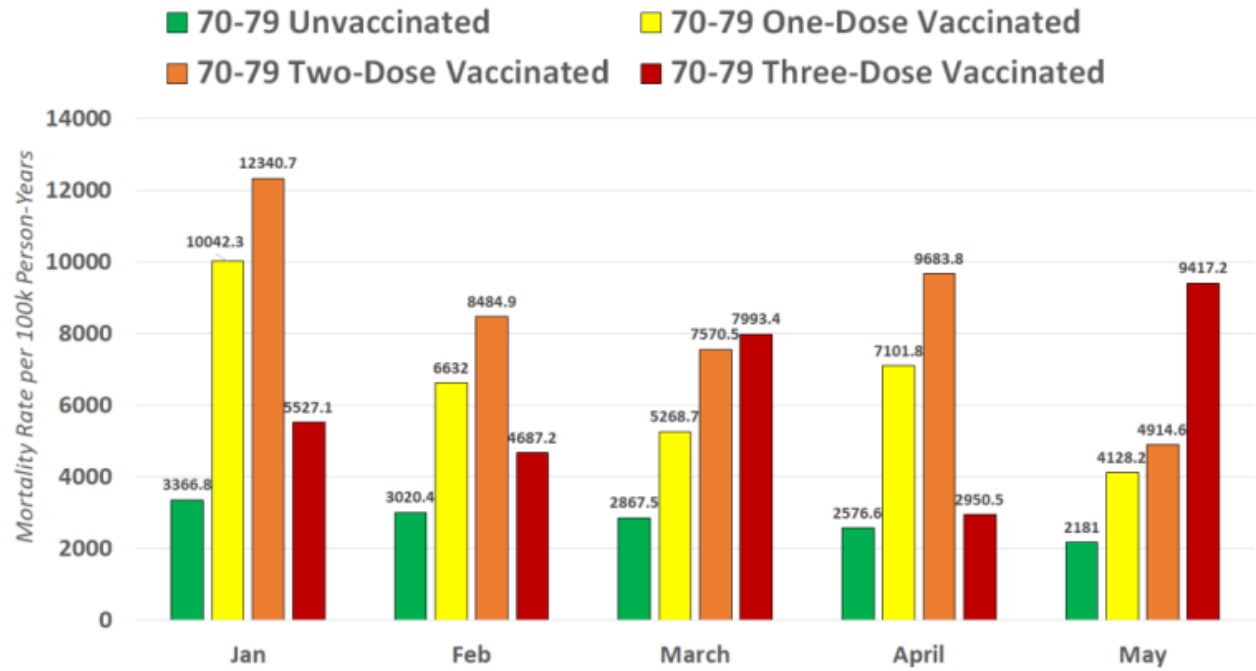
- 60-69 Unvaccinated
- 60-69 One-Dose Vaccinated
- 60-69 Two-Dose Vaccinated
- 60-69 Three-Dose Vaccinated



70-79

Monthly Age-Standardised Mortality Rates by Vaccination Status among 70 to 79-year-olds for Non-Covid-19 Deaths in England January to May 2022

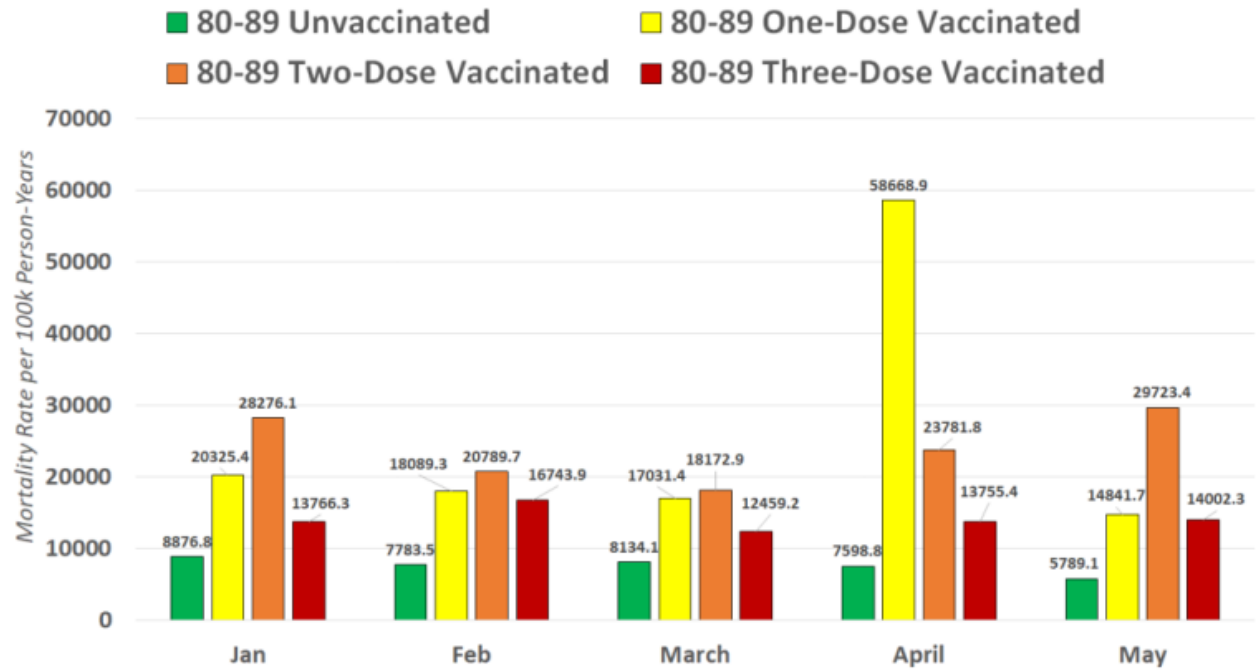
Source: (UK Gov.) Office for National Statistics



80-89

Monthly Age-Standardised Mortality Rates by Vaccination Status among 80 to 89-year-olds for Non-Covid-19 Deaths in England January to May 2022

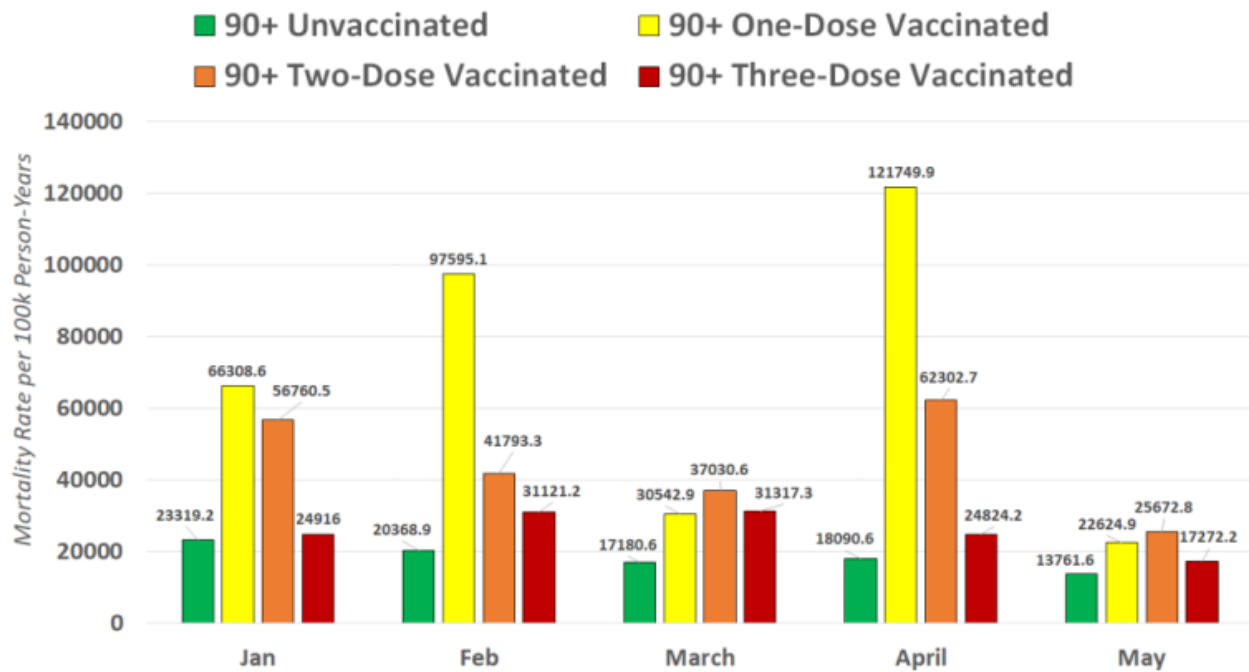
Source: (UK Gov.) Office for National Statistics



90+

Monthly Age-Standardised Mortality Rates by Vaccination Status among 90+ year-olds for Non-Covid-19 Deaths in England January to May 2022

Source: (UK Gov.) Office for National Statistics



These are age-standardised figures. There is no other conclusion that can be found for the fact mortality rates per 100,000 are the lowest among the unvaccinated other than that the Covid-19 injections are killing people.

But just in case that isn't enough to finally open your eyes to his devastating fact, here's several more pieces of indisputable evidence to back up this fact.

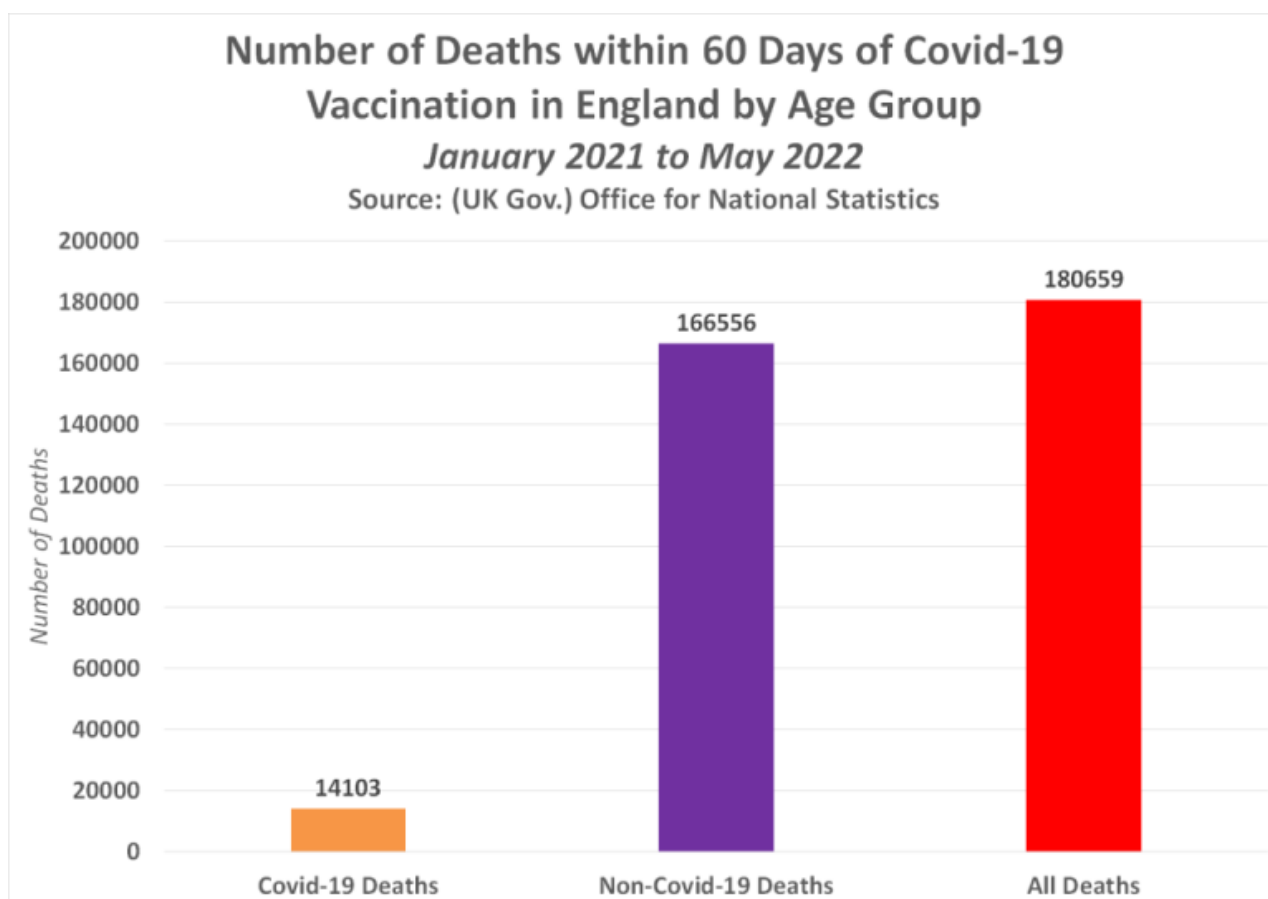
Exhibit E: 1 in every 246 Vaccinated People died within 60 Days of Covid-19 Vaccination

The UK Government has revealed that 1 in every 246 people vaccinated against Covid-19 in England has died within 60 days of receiving a dose of the Covid-19 vaccine.

Table 9 of the ONS 'Deaths by vaccination status, England' dataset contains figures on *'Whole period counts of all registered deaths grouped by how many weeks after vaccination the deaths occurred;*

for deaths involving COVID-19 and deaths not involving COVID-19, deaths occurring between 1 January 2021 and 31 May 2022, England’.

Here’s a chart showing the number of deaths within 60 days of Covid-19 vaccination in England between 1st Jan 2021 and 31st March 2022, according to the Office for National Statistics dataset –



Between 1st Jan 21 and 31st May 2022, a total of 14,103 people died with Covid-19 within 60 days of vaccination, and a total of 166,556 people died of any other cause within 60 days of vaccination.

This means that in all, 180,659 people died within 60 days of Covid-19 vaccination between January 2021 and May 2022 in England.

The following table is taken from page 65 of the UK Health Security Agency’s week 27 ‘Weekly national Influenza and COVID-19 surveillance report’, and shows vaccine uptake in England by age –

Table 5: Provisional cumulative COVID-19 vaccine uptake by age in England

NATIONAL	People in NIMS cohort	Vaccinated with at least 1 dose		Vaccinated with at least 2 doses		Vaccinated with at least 3 doses	
		Number vaccinated	% vaccine uptake	Number vaccinated	% vaccine uptake	Number vaccinated	% vaccine uptake
Over 80	2,946,025	2,818,037	95.7	2,800,942	95.1	2,728,187	92.6
75 to under 80	2,355,428	2,256,247	95.8	2,241,256	95.2	2,187,139	92.9
70 to under 75	2,764,825	2,606,724	94.3	2,584,219	93.5	2,496,589	90.3
65 to under 70	2,993,111	2,762,902	92.3	2,731,202	91.2	2,587,759	86.5
60 to under 65	3,628,509	3,291,737	90.7	3,245,874	89.5	2,986,114	82.3
55 to under 60	4,175,254	3,717,033	89.0	3,655,114	87.5	3,277,175	78.5
50 to under 55	4,247,550	3,676,016	86.5	3,599,983	84.8	3,123,017	73.5
45 to under 50	3,956,509	3,240,827	81.9	3,151,206	79.6	2,578,890	65.2
40 to under 45	4,349,072	3,351,970	77.1	3,229,066	74.2	2,485,578	57.2
35 to under 40	4,690,263	3,405,003	72.6	3,243,542	69.2	2,318,112	49.4
30 to under 35	4,895,523	3,410,544	69.7	3,204,714	65.5	2,134,792	43.6
25 to under 30	4,563,841	3,116,966	68.3	2,889,515	63.3	1,808,902	39.6
20 to under 25	3,917,777	2,826,821	72.2	2,561,019	65.4	1,533,070	39.1
18 to under 20	1,390,072	1,017,688	73.2	896,158	64.5	471,217	33.9
16 to under 18	1,393,464	909,897	65.3	698,342	50.1	186,650	13.4
12 to under 16	2,944,954	1,562,882	53.1	1,042,424	35.4	18,355	0.6
5 to under 12	5,084,722	484,810	9.5	24,762	0.5	41	0.0
Total*	63,391,306	44,480,115	70.2	41,852,943	66.0	32,966,513	52.0

Source

According to the UKHA, 44.48 million people have had a single dose, 41.8 million people have had two doses, and 32.9 million people have had three doses as of July 3rd 2022.

Therefore, using simple maths, we find that 1 in every 246 vaccinated people has died within 60 days of Covid-19 Vaccination in England.

$$44,480,115 \text{ (People vaccinated)} / 180,659 \text{ (deaths)} = 246 = 1 \text{ death for every 246 people vaccinated}$$

Exhibit F: COVID-19 Vaccines are at least a shocking 7,402% deadlier than all other Vaccines combined

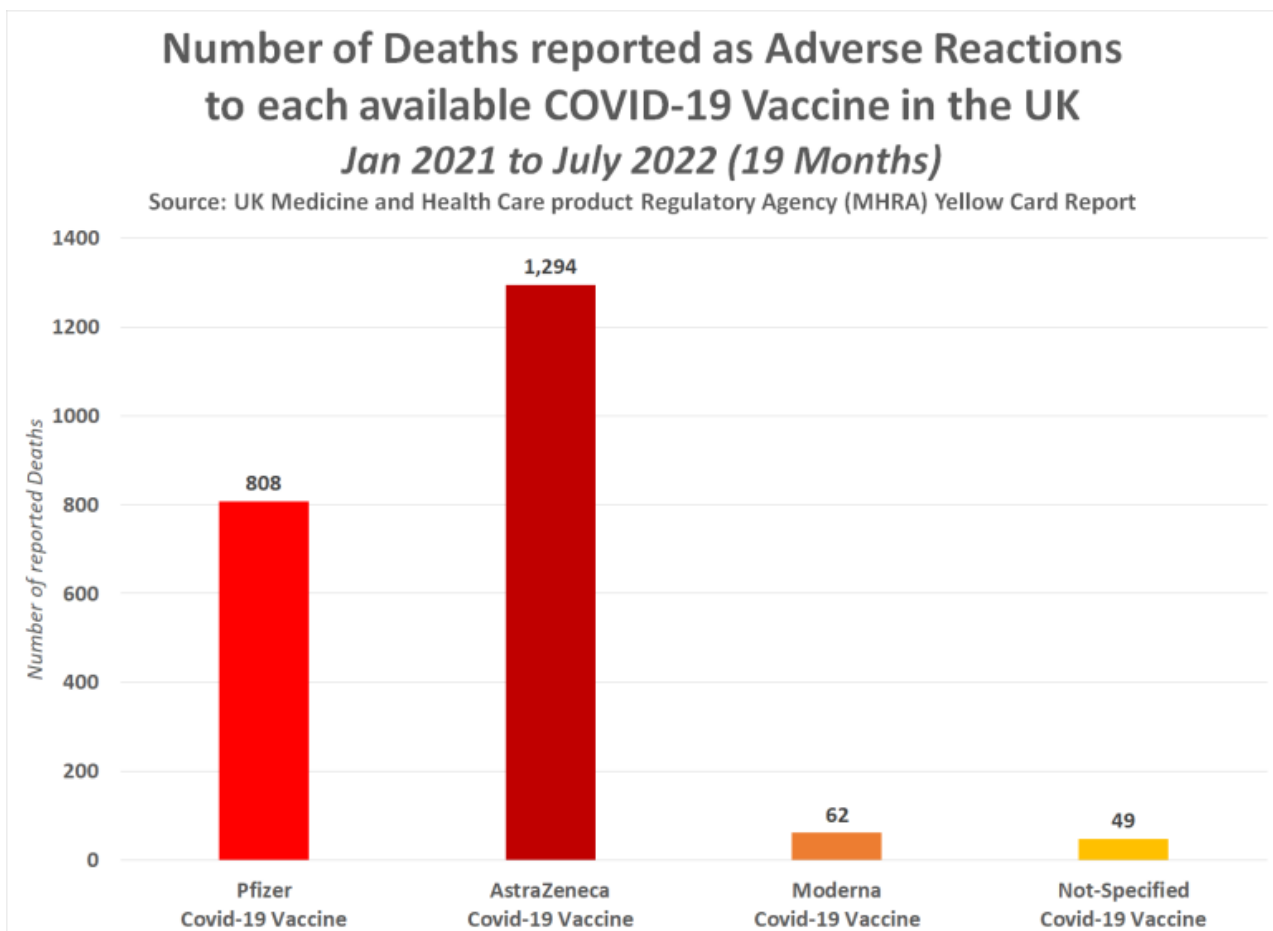
The UK Medicine Regulator has confirmed that over a period of nineteen months the Covid-19 Vaccines have caused at least 5.5x as many deaths as all other available vaccines combined in the past 21 years. This means, that when compared side by side, the Covid-19 injections are a shocking 7,402% more deadly than every other vaccine available in the UK.

The Medicine and Healthcare product Regulatory Agency (MHRA) confirmed in response to a Freedom of Information request (FOI) that had received a grand total of 404 reported adverse reactions to all available vaccines (excluding the Covid-19 injections) associated with a fatal outcome between the 1st January 2001 and the 25th August 2021 – a time frame of 20 years and 8 months.

The MHRA has received a total of 404 UK spontaneous suspected ADR reports for any vaccine between 01/01/2001 – 25/08/2021 associated with a fatal outcome. Please note this number excludes reports received for the COVID-19 vaccines as further information is provided on these vaccines in the weekly summary of Yellow Card reporting which can be found via the link referenced above.

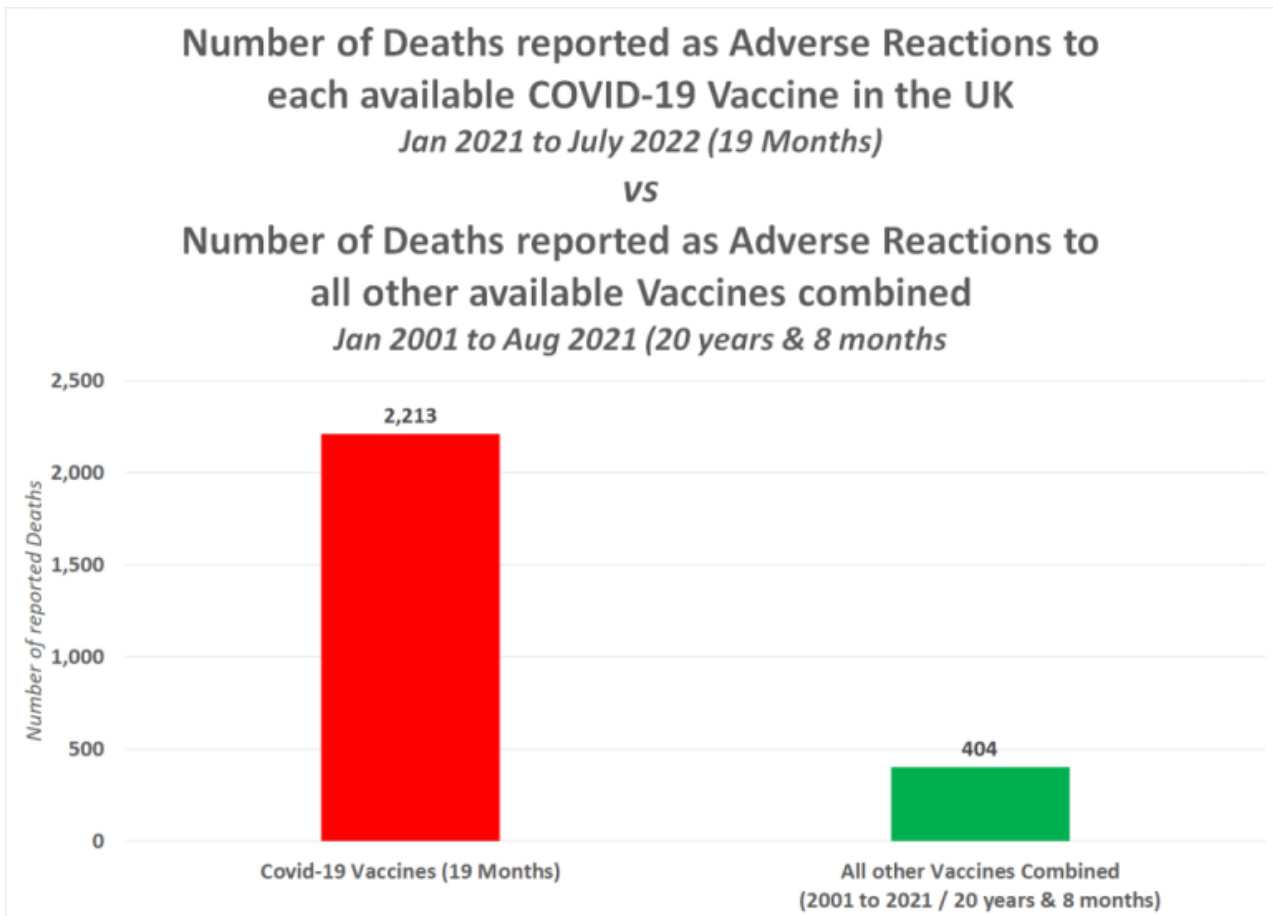
Source

The MHRA also confirmed, separately, in their weekly Yellow Card report summary that they had received a grand total of 2,213 adverse reactions to the Covid-19 injections associated with a fatal outcome between January 2021 and July 2022, a period of 19 months –



Source Data

Meaning, there have officially been 5.5x as many deaths in just 19 months due to the Covid-19 vaccines than there have been due to every other available vaccine combined since the year 2001.



Twenty years and 8 months is a period that is 13.7 x longer than the nineteen-month period where the Covid-19 vaccines have been rolled out.

Therefore, the number of deaths reported to all other vaccines combined in the same time frame of nineteen months equates to 29.5 deaths.

This means the Covid-19 injections are proving to be a shocking 7,402% more deadly than every other vaccine available in the UK.

**Reported Deaths due to Covid-19 Vaccination
from Jan 21 to July 22 (19 Months)**

VS

**Average Number of Deaths due to all other
Vaccines Combined over a 19 Month Period**

Source: UK Medicine and Health Care product Regulatory Agency (MHRA) Yellow Card Report

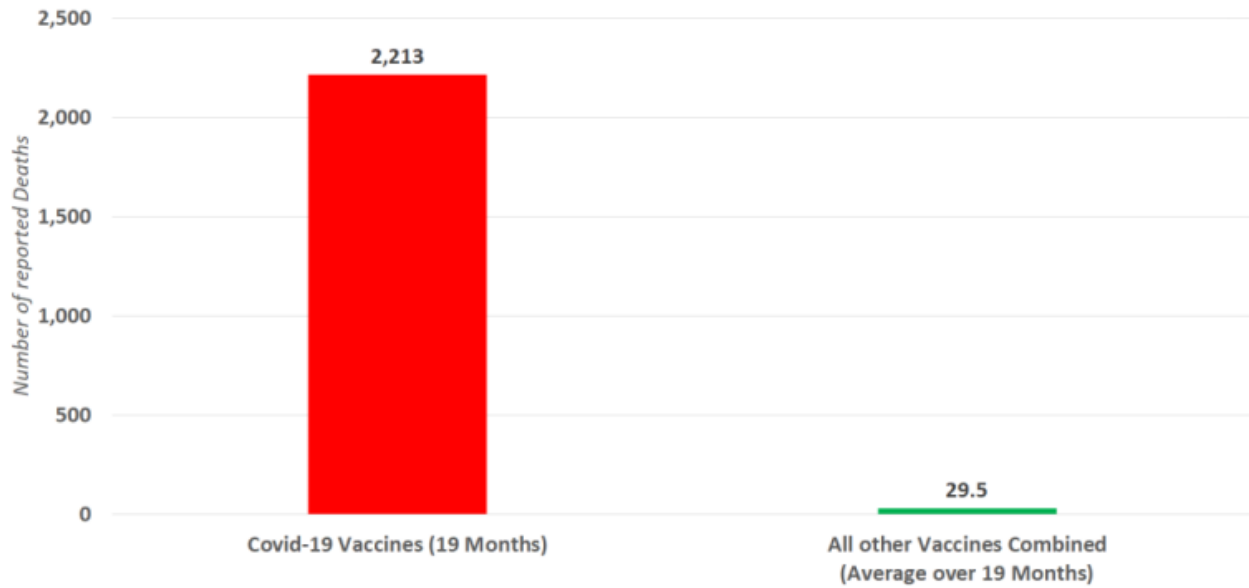


Exhibit G: Athlete Deaths are 1700% higher than expected since the COVID Vaccine roll-out

The number of athletes who have died since the beginning of 2021 has risen exponentially compared to the yearly number of deaths of athletes officially recorded between 1966 and 2004.

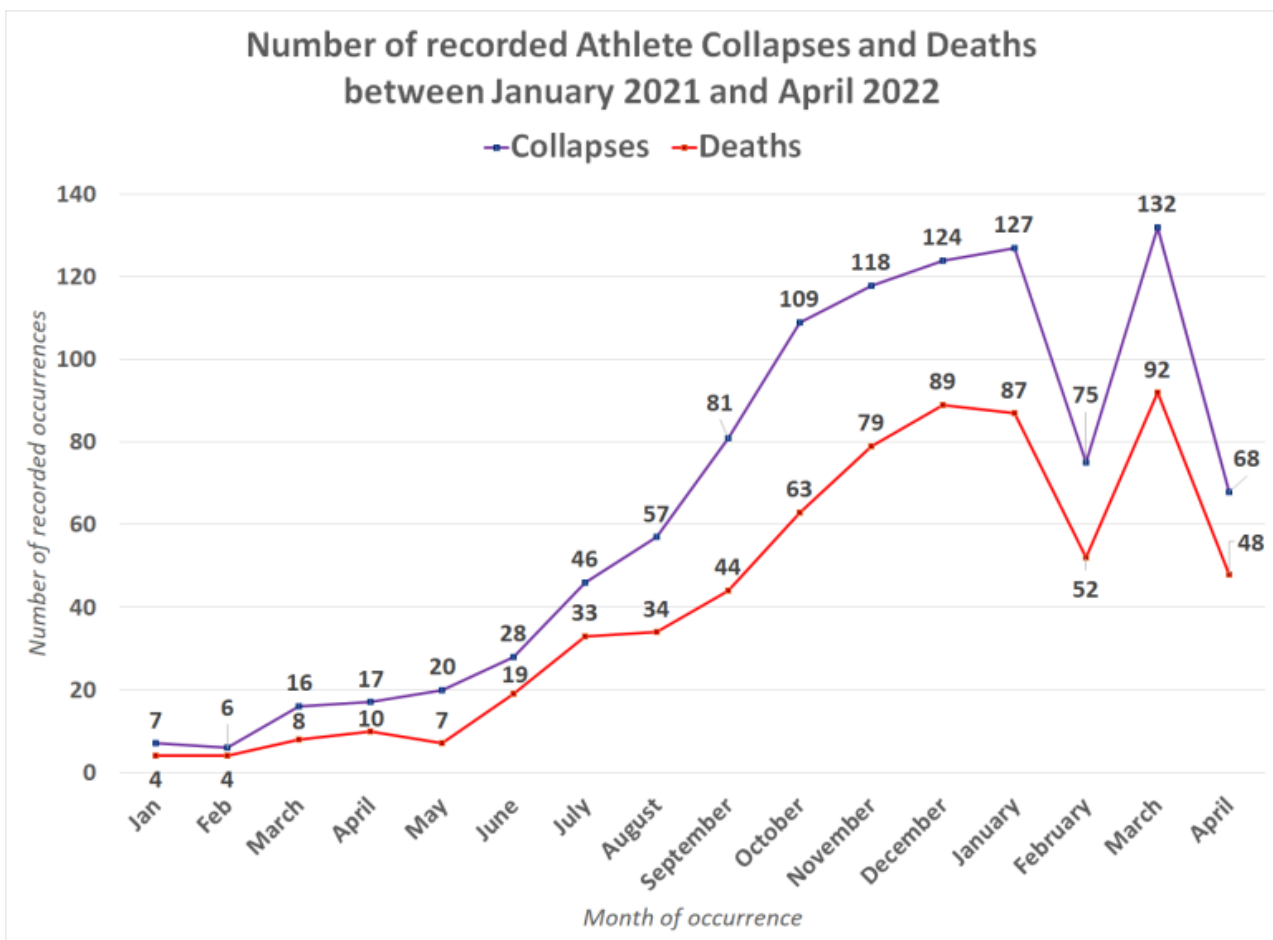
So much so that the monthly average number of deaths between January 2021 and April 2022 is 1,700% higher than the monthly average between 1966 and 2004, and the current trend for 2022 so far shows this could increase to 4,120% if the increased number of deaths continues, with the number of deaths in March 2022 alone 3 times higher than the previous annual average.

According to a scientific study conducted by the 'Division of Pediatric Cardiology, University Hospital of Lausanne, Lausanne, Switzerland which was published in 2006, between the years 1966 and 2004 there were 1,101 sudden deaths among athletes under the age of 35.

Now, thanks to the [GoodSciencing.com](https://www.GoodSciencing.com) team, we have a comprehensive list of athletes who have collapsed and/or died since January 2021, a month after the first Covid-19 injection was administered to the general public.

Because it is such a long list we are not including it in this article so that full list can be accessed in full [here](#).

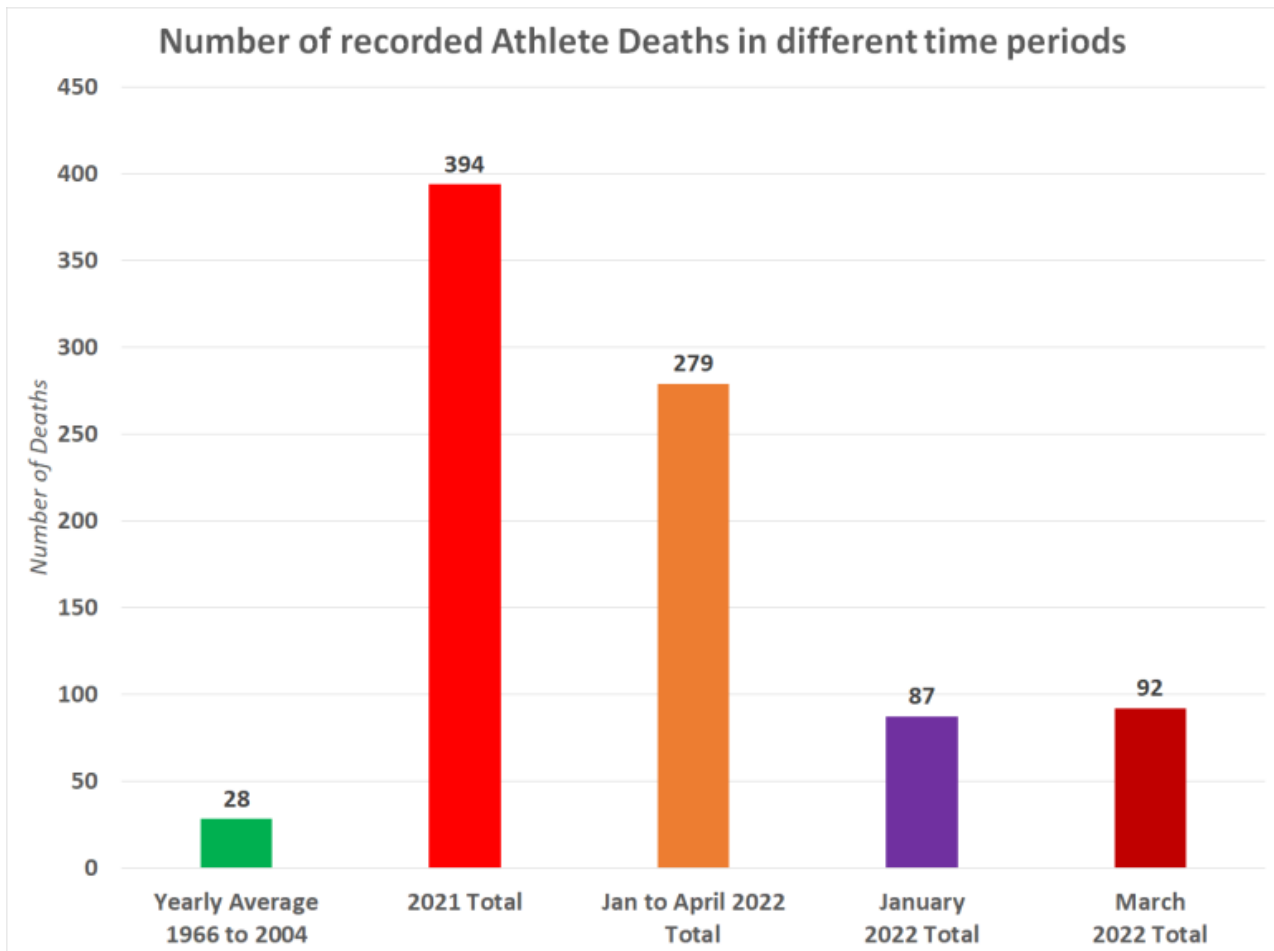
The following chart shows the number of recorded athlete collapses and deaths between January 2021 and April 2022, courtesy of the linked list above –



As you can see there has undoubtedly been a rise from January 2021 onwards, the question is whether this was ordinary and to be expected.

In all between Jan 21 and April 22 a total number of 673 athletes are known to have died. This number could, however, be much higher. So that's 428 less than the number to have died between 1966 and

2004. The difference here though is that the 1,101 deaths occurred over 39 years, whereas 673 recent deaths have occurred over 16 months.



The yearly average number of deaths between 1966 and 2004 equates to 28. January 2022 saw 3 times as many athlete deaths as this previous annual average, as did March 2022. So this is obviously highly indicative of a problem.

The 2021 total equates to 394 deaths, 14x higher than the 1966 to 2004 annual average. The Jan to April 2022 total, a period of 4 months, equates to 279 deaths, 9.96x higher than the annual average between 1966 and 2004.

However, if we divide the 66 to 04 annual average by 3 to make it equivalent to the 4 months' worth of deaths so far in 2022, we get 9.3 deaths. So in effect, 2022 so far has seen deaths 10x higher than the expected rate.

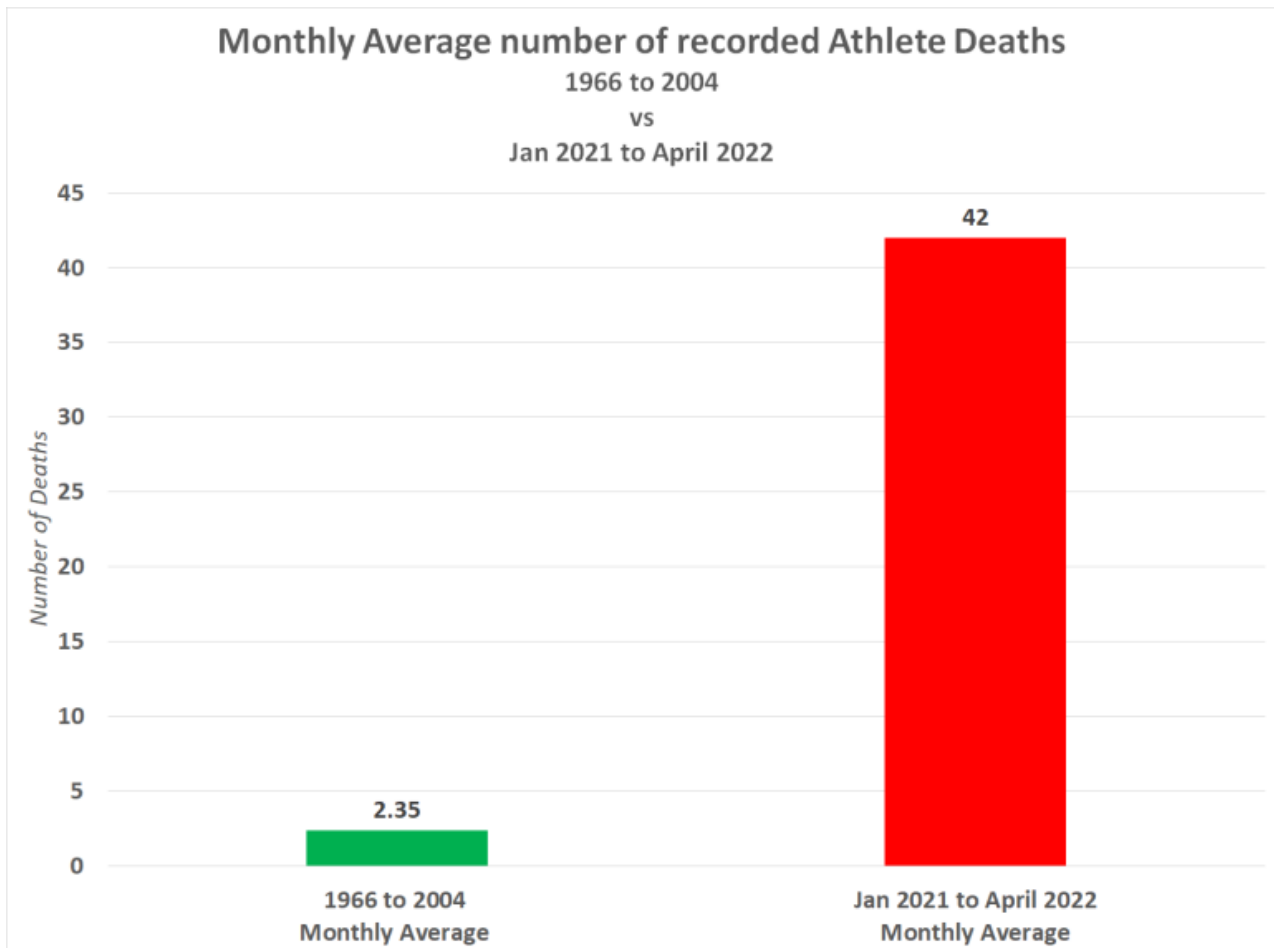
The following chart shows the monthly average number of recorded athlete deaths –

The yearly average number of deaths between 1966 and 2004 equates to 28. January 2022 saw 3 times as many athlete deaths as this previous annual average, as did March 2022. So this is obviously highly indicative of a problem.

The 2021 total equates to 394 deaths, 14x higher than the 1966 to 2004 annual average. The Jan to April 2022 total, a period of 4 months, equates to 279 deaths, 9.96x higher than the annual average between 1966 and 2004.

However, if we divide the 66 to 04 annual average by 3 to make it equivalent to the 4 months' worth of deaths so far in 2022, we get 9.3 deaths. So in effect, 2022 so far has seen deaths 10x higher than the expected rate.

The following chart shows the monthly average number of recorded athlete deaths –



So between 1966 and 2004, the monthly average number of deaths equates to 2.35. But between January 2021 and April 2022, the monthly average equates to 42. This is an increase of 1,696%.

Closing Arguments: The data doesn't lie

There is plenty more evidence out there to prove that the Covid-19 injections are killing hundreds of thousands of people every single week. For instance, the UK Government has confirmed fully vaccinated young adults are 92% more likely to die than unvaccinated young adults (see [here](#)).

They've also confirmed COVID vaccinated children are at least 4423% more likely to die of any cause & 13,633% more likely to die of COVID-19 than unvaccinated children (see [here](#)).

But the most damning evidence of all lies in 4 simple facts.

Fact No.1: Medicine Regulators have been forced to admit the Covid-19 vaccine can damage the heart.

Fact No.2: Record-breaking numbers of people are requesting an ambulance due to conditions affecting the heart.

Fact No.3: Hundreds of thousands of excess deaths are being recorded around the world on a weekly basis, but only a small minority can be attributed to Covid-19.

Fact No.4: Age-standardised mortality rates are lowest among the unvaccinated population in every single age group.

These are not baseless claims. They are official Government statistics and they are found in official Government reports.

Therefore, official Government reports prove without a shadow of a doubt that hundreds of thousands of people are dying every single week due to Covid-19 vaccination.

*

Note to readers: Please click the share buttons above or below. Follow us on Instagram and Twitter and subscribe to our Telegram Channel. Feel free to repost and share widely Global Research articles.

Featured image is from The Expose

The original source of this article is [The Expose](#)

Copyright © [The Expose](#), [The Expose](#), 2022

[Comment on Global Research Articles on our Facebook page](#)

[Become a Member of Global Research](#)